

Instabilities of one-dimensional stationary solutions of the cubic nonlinear Schrödinger equation

Roger J Thelwell¹, John D Carter² and Bernard Deconinck¹

¹ Department of Applied Mathematics, University of Washington, Seattle, WA 98195-2420, USA

² Mathematics Department, Seattle University, Seattle, WA 98122, USA

E-mail: thelwell@amath.washington.edu, carterj1@seattleu.edu and bernard@amath.washington.edu

Received 23 September 2005, in final form 2 November 2005

Published DD MMM 2005

Online at stacks.iop.org/JPhysA/38/1

Abstract

The two-dimensional cubic nonlinear Schrödinger equation admits a large family of one-dimensional bounded travelling-wave solutions. All such solutions may be written in terms of an amplitude and a phase. Solutions with piecewise constant phase have been well studied previously. Some of these solutions were found to be stable with respect to one-dimensional perturbations. No solutions are stable with respect to two-dimensional perturbations. We consider stability of the larger class of solutions whose phase is dependent on the spatial dimension of the one-dimensional wave form. We study the spectral stability of such nontrivial-phase solutions numerically, using Hill's method. We present evidence which suggests that all such nontrivial-phase solutions are unstable with respect to both one- and two-dimensional perturbations. Instability occurs in all cases: for both the elliptic and hyperbolic nonlinear Schrödinger equations, and in the focusing and defocusing cases.

PACS numbers: 02.30.Jr, 0.70.Hm, 42.65.Lm, 03.75.Nt, 92.10.Hm

1. Introduction

The cubic nonlinear Schrödinger (NLS) equation in two spatial dimensions is given by

$$i\psi_t + \alpha\psi_{xx} + \beta\psi_{yy} + |\psi|^2\psi = 0. \quad (1)$$

The NLS equation is said to be *focusing* or *attractive* in the x dimension if $\alpha > 0$. If $\alpha < 0$, the NLS equation is said to be *defocusing* or *repulsive* in the x dimension. Similarly, the sign of β leads to focusing or defocusing in the y dimension. The NLS equation is called *hyperbolic* if $\alpha\beta < 0$ and *elliptic* if $\alpha\beta > 0$. The elliptic NLS equation is used to model the propagation of pulses in optical fibres [1], Langmuir waves in plasmas [2] and in the description of Bose–Einstein condensates [3, 4]. The hyperbolic NLS equation is used to describe gravity waves in deep water [5], cyclotron waves in plasmas [6] and optical waves in planar waveguides [7].

Equation (1) admits a large family of one-dimensional bounded travelling-wave solutions. All such solutions, up to Lie group symmetries [8], may be written in the form

$$\psi(x, t) = \phi(x) e^{i\theta(x) + i\lambda t}, \quad (2)$$

where $\phi(x)$ and $\theta(x)$ are real-valued functions, and λ is a real constant [9, 10]. Solutions of the form (2) are possible if

$$\phi^2(x) = \alpha(-2k^2 \operatorname{sn}^2(x, k) + B), \quad (3a)$$

$$\theta(x) = c \int_0^x \phi^{-2}(\xi) d\xi, \quad (3b)$$

$$\lambda = \frac{1}{2}\alpha(3B - 2 - 2k^2), \quad (3c)$$

$$c^2 = -\frac{\alpha^2}{2}B(B - 2k^2)(B - 2), \quad (3d)$$

where B and c are real constants. Here $k \in [0, 1]$ is the elliptic modulus of the Jacobi elliptic sine function, $\operatorname{sn}(x, k)$. The function $\operatorname{sn}(x, k)$ is periodic if $k \in [0, 1)$, with period given by $L = 4K$, where $K = K(k)$ is defined by

$$K(k) = \int_0^{\pi/2} (1 - k^2 \sin^2 x)^{-1/2} dx, \quad (4)$$

and is known as the complete elliptic integral of the first kind. When $k = 0$, $\operatorname{sn}(x, 0) = \sin(x)$ with $L = 2\pi$. As k approaches 1, $\operatorname{sn}(x, k)$ approaches $\tanh(x)$ and L approaches infinity [11]. Although $\phi(x)$ is periodic, the solution $\psi(x, t)$ is typically *not* L -periodic in the x dimension, because the periods of $e^{i\theta}$ and ϕ are typically non-commensurate.

The solution ψ is said to have *trivial-phase* (TP) if $\theta(x)$ is (piecewise) constant and *nontrivial-phase* (NTP) if $\theta(x)$ is not constant. Equivalently, the solution ψ has TP if $c = 0$, and has NTP if $c \neq 0$. For every choice of α and β , (3) specifies a two-parameter family of NLS solutions with the free parameters k and B . Without loss of generality, we choose both α and β to be ± 1 . The phase contribution $\theta(x)$ given in (3b) implicitly depends on α and B in both (3a) and (3d). In order for ϕ and θ to be real-valued functions, we need $B \in [2k^2, 2]$ if $\alpha = 1$ or $B \leq 0$ if $\alpha = -1$. Figure 1 displays the regions of (k, B) -parameter space that correspond to NTP solutions of the focusing and defocusing NLS equations. By varying B so that $c \rightarrow 0$, θ approaches a (piecewise) constant, and the NTP solutions reduce to one of five types of TP solutions: (i) a Stokes' plane wave, (ii) a cn-type solution, (iii) a dn-type solution, (iv) an sn-type solution and (v) a soliton-type solution. The limiting solutions correspond to the boundaries of the regions in figure 1. Table 1 provides the values of k and B that cause (2) to reduce to TP solutions, and also gives the explicit expression for ψ in the TP limit. Grey solitons, all of which are NTP solutions, result when $k = 1$ and $B < 0$. An overview of stationary NLS solutions is given in [9, 10]. Properties of the Jacobi elliptic functions cn, dn and sn may be found in [11].

The stability analysis of TP solutions has been well investigated, see for example [12–17]. While some TP solutions are stable under one-dimensional perturbations (the bright soliton [18, 19] and sn-type solutions [17]), all TP solutions are known to be unstable under two-dimensional perturbations [17]. The only work with results regarding the stability of some NTP solutions that we are familiar with is the work of Infeld and Ziemkiewicz [20]. In their work, an additional damping term led to stable NTP solutions. However, without this term all NTP solutions they considered were unstable; our results agree with this conclusion. The work presented here differs from [20] in that we consider the entire parameter space of NTP

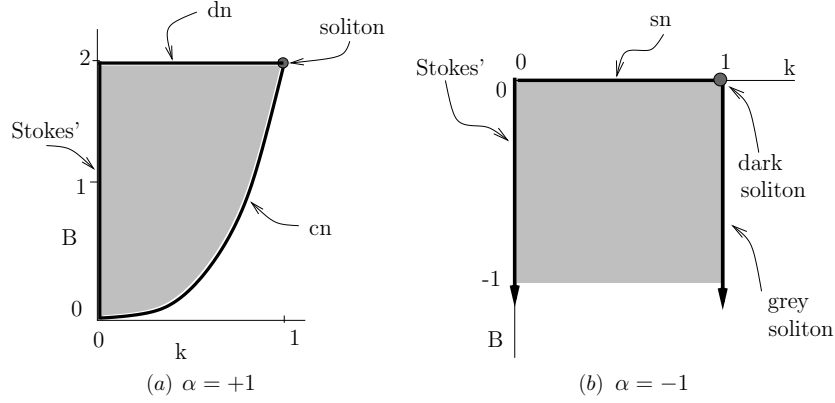


Figure 1. Admissible parameter space for solutions of the form given in (2) for (a) focusing and (b) defocusing regimes. The shaded interior region corresponds to NTP solutions. The region in the defocusing regime is unbounded below.

Table 1. Parameter values (k, B) which reduce NTP solutions to TP solutions.

	k value	B value	Solution type	ψ
$\alpha = 1$	$k = 0$	$B \in [2k^2, 2]$	Stokes' plane wave	$\sqrt{B} e^{i\lambda t}$
	$k \in (0, 1)$	$B = 2k^2$	cn-type	$\sqrt{2}k \operatorname{cn}(x, k) e^{i(2k^2-1)t}$
	$k \in (0, 1)$	$B = 2$	dn-type	$\sqrt{2} \operatorname{dn}(x, k) e^{i(2-k^2)t}$
	$k = 1$	$B = 2$	bright soliton	$\sqrt{2} \operatorname{sech}(x) e^{it}$
$\alpha = -1$	$k = 0$	$B \leq 0$	Stokes' plane wave	$\sqrt{B} e^{i\lambda t}$
	$k \in (0, 1)$	$B = 0$	sn-type	$\sqrt{2}k \operatorname{sn}(x, k) e^{i(1+k^2)t}$
	$k = 1$	$B = 0$	dark soliton	$\sqrt{2} \tanh(x) e^{i2t}$

solutions, so that all one-dimensional stationary solutions of the NLS equation have now been investigated.

The (k, B) -parameter space of the NTP solution is two dimensional, whereas the (k, B) -parameter space of TP solutions is essentially one dimensional; it forms the boundary of the NTP (k, B) -parameter spaces shown in figure 1. Thus the TP solutions are only a co-dimension one subset of all bounded travelling-wave solutions of (1). The aim of this work is to investigate if (1) has *any* one-dimensional travelling-wave solutions that are stable with respect to either one- or two-dimensional perturbations. Since no solutions are known that are stable with respect to two-dimensional perturbations in the TP setting, we focus on such perturbations, although one-dimensional perturbations are considered as a special case.

We investigate the spectral stability of all NTP solutions (2), for all choices of $\alpha = \pm 1$ and $\beta = \pm 1$. Although all NTP solutions are found to be unstable, our investigations do produce important information about the nature of the instabilities of these NTP solutions.

2. The linear stability problem

In order to study the linear stability of NTP solutions of the NLS equation, we consider perturbed solutions of the form

$$\psi_p(x, y, t) = (\phi(x) + \epsilon u(x, y, t) + i\epsilon v(x, y, t) + \mathcal{O}(\epsilon^2)) e^{i\theta(x) + i\lambda t}, \quad (5)$$

where $u(x, y, t)$ and $v(x, y, t)$ are real-valued functions, ϵ is a small real parameter and $\phi(x) e^{i\theta(x)+i\lambda t}$ is an NTP solution of NLS. Substituting (5) in (1), linearizing and separating real and imaginary parts leads to

$$\lambda u - 3\gamma\phi^2 u - \beta u_{yy} + \alpha c^2 \frac{1}{\phi^4} u - 2\alpha c \frac{1}{\phi^3} \phi_x v + 2\alpha c \frac{1}{\phi^2} v_x - \alpha u_{xx} = -v_t, \quad (6a)$$

$$\lambda v - \gamma\phi^2 v - \beta v_{yy} + \alpha c^2 \frac{1}{\phi^4} v + 2\alpha c \frac{1}{\phi^3} \phi_x u - 2\alpha c \frac{1}{\phi^2} u_x - \alpha v_{xx} = u_t. \quad (6b)$$

Since (6) does not depend on y or t explicitly, we assume that $u(x, y, t)$ and $v(x, y, t)$ have the forms

$$u(x, y, t) = U(x, \rho, \Omega) e^{i\rho y + \Omega t} + \text{c.c.}, \quad (7a)$$

$$v(x, y, t) = V(x, \rho, \Omega) e^{i\rho y + \Omega t} + \text{c.c.}, \quad (7b)$$

where ρ is a real constant, $U(x)$ and $V(x)$ are complex-valued functions, Ω is a complex constant and c.c. denotes complex conjugate. Note that ρ is the transverse wavenumber of the perturbation and Ω is the exponential growth rate associated with ρ . If bounded U, V exist such that Ω has a positive real part, then the amplitudes of the perturbations grow exponentially in time and the unperturbed solution is unstable.

Upon substitution, (6) yields the spectral problem

$$\lambda U - 3\gamma\phi^2 U + \beta\rho^2 U + \alpha c^2 \frac{1}{\phi^4} U - 2\alpha c \frac{1}{\phi^3} \phi_x V + 2\alpha c \frac{1}{\phi^2} V_x - \alpha U_{xx} = -\Omega V, \quad (8a)$$

$$\lambda V - \gamma\phi^2 V + \beta\rho^2 V + \alpha c^2 \frac{1}{\phi^4} V + 2\alpha c \frac{1}{\phi^3} \phi_x U - 2\alpha c \frac{1}{\phi^2} U_x - \alpha V_{xx} = \Omega U. \quad (8b)$$

If $c = 0$, then (8) reduces to the stability problem for TP solutions. This case is examined in [13, 17, 20–23] and others. Using the linear system (8), we are able to investigate the stability of all NTP solutions numerically. We only consider the stability of NTP solutions in this paper. The reader may wish to consult some of the above-mentioned references for the stability analysis of their limiting special cases.

3. The numerical investigation of spectral stability: Hill's method

The main difficulty for the numerical investigation of (8) is the size of the parameter space involved. For every choice of the equations parameters α, β and solution parameter pairs (k, B) , the spectrum of (8) needs to be computed for a range of ρ values in order to determine stability or to analyse any instabilities. An efficient numerical method is necessary. Hill's method allows for the systematic and efficient exploration of the large phase space encountered here, due to its exponential convergence [24].

To apply Hill's method, Fourier expansions are needed for all coefficient functions of (8). Using the complex Fourier form, we have

$$\begin{aligned} \phi^2(x) &= \sum_{n=-\infty}^{\infty} Q_n e^{i2n\pi x/L}, & \phi^{-2}(x) &= \sum_{n=-\infty}^{\infty} R_n e^{i2n\pi x/L}, \\ \phi^{-4}(x) &= \sum_{n=-\infty}^{\infty} S_n e^{i2n\pi x/L}, & \phi^{-3}(x)\phi'(x) &= \sum_{n=-\infty}^{\infty} T_n e^{i2n\pi x/L}, \end{aligned} \quad (9)$$

where Q_n, R_n, S_n and T_n are Fourier coefficients. Note that $\phi^2(x)$ has period $L/2$ and that $\phi(x)$ is never zero except in some TP limit cases.

The periodicity of the coefficient functions in (8) allows us to decompose the eigenfunction components U and V of (8) in a Fourier–Floquet form

$$U(x) = e^{i\mu x} \sum_{n=-\infty}^{\infty} U_n e^{in\pi x/L} \quad \text{and} \quad V(x) = e^{i\mu x} \sum_{n=-\infty}^{\infty} V_n e^{in\pi x/L}, \quad (10)$$

where $\mu \in \left[-\frac{\pi}{K}, \frac{\pi}{K}\right)$. The form of U and V in (10) follows from Floquet’s theorem and the observation that eigenfunctions are bounded, by definition. This decomposition has the benefit of admitting both L -periodic and L -anti-periodic eigenfunctions when $\mu = 0$. Recall that ψ is typically only quasiperiodic. Allowing μ to be different from 0 gives rise to solutions that are either quasiperiodic or have period greater than $2L$.

Substitution of (9) and (10) into (8) and equating Fourier coefficients allows us to write equations for U_n and V_n as a coupled bi-infinite system of difference equations given by

$$\begin{aligned} -\left(\lambda + \beta\rho^2 - \alpha\left(i\mu + \frac{i n\pi}{L}\right)^2\right) U_n + 3\gamma \sum_{m=-\infty}^{\infty} Q_{\frac{n-m}{2}} U_m - \alpha c^2 \sum_{m=-\infty}^{\infty} S_{\frac{n-m}{2}} U_m \\ + 2\alpha c \sum_{m=-\infty}^{\infty} T_{\frac{n-m}{2}} V_m - 2\alpha c \left(i\mu + \frac{i n\pi}{L}\right) \sum_{m=-\infty}^{\infty} R_{\frac{n-m}{2}} V_m = \Omega V_n, \end{aligned} \quad (11a)$$

$$\begin{aligned} \left(\lambda + \beta\rho^2 - \alpha\left(i\mu + \frac{i n\pi}{L}\right)^2\right) V_n - \gamma \sum_{m=-\infty}^{\infty} Q_{\frac{n-m}{2}} V_m + \alpha c^2 \sum_{m=-\infty}^{\infty} S_{\frac{n-m}{2}} V_m \\ + 2\alpha c \sum_{m=-\infty}^{\infty} T_{\frac{n-m}{2}} U_m - 2\alpha c \left(i\mu + \frac{i n\pi}{L}\right) \sum_{m=-\infty}^{\infty} R_{\frac{n-m}{2}} U_m = \Omega U_n, \end{aligned} \quad (11b)$$

for all integers n . Here $Q_{\frac{n-m}{2}} = 0$ if $\frac{n-m}{2} \notin \mathbb{Z}$, with $R_{(\cdot)}, S_{(\cdot)}$ and $T_{(\cdot)}$ defined similarly. The system of equations (11) is *equivalent* to the original system (8).

3.1. Remarks

- In practice, a pre-multiplication of the linear system by ϕ^4 allows for the exact Fourier series expansion of ϕ^2, ϕ^4 and ϕ^6 to be used. This follows from the differential equations for $\text{sn}(x, k)$ and Jacobi’s series expansion of $\text{sn}^2(x, k)$ [25]. This pre-multiplication transforms the original eigenvalue problem into a generalized eigenvalue problem [26].
- Note that Hill’s methods enables one to compute the spectrum of a linear operator with periodic coefficients. Despite the fact that the solution (2) is typically quasiperiodic, the coefficient functions of the linear stability problem (8) are always periodic.

4. Numerical experiments

By choosing a finite number of Fourier modes, the exact bi-infinite system (11) is truncated. We explicitly construct and compute approximations to the spectral elements (i.e. eigenvalues or elements of the continuous spectrum) of (8) by finding the eigenvalues of the truncation of (11). We consider all four cases individually: (i) focusing in both x and y ($\alpha = \beta = 1$), (ii) focusing in x and defocusing in y ($\alpha = -\beta = 1$), (iii) defocusing in x and focusing in y ($-\alpha = \beta = 1$) and finally, (iv) defocusing in both x and y ($-\alpha = -\beta = 1$).

Table 2. Parameter values and ranges used in numerical experiments. Only perturbations of NTP solutions are considered.

Parameter	Description	Value
k	Elliptic modulus	<code>linspace(0, 1, 65)</code>
B	Shift	For $\alpha = -1$: <code>-logspace(-8, 0, 65)</code> For $\alpha = 1$: <code>(2k² + logspace(-8, 0, 65)) ∩ (2k², 2)</code>
N	Fourier cutoff	For $\alpha = -1$: <code>15 + ceil(5k⁵)</code> For $\alpha = 1$: <code>10 + ceil(25k¹⁰)</code>
ρ	Perturbation wavenumber	<code>linspace(0, 4, 65)</code>
μ	Floquet parameter	<code>linspace(-$\frac{\pi}{K}$, $\frac{\pi}{K}$, 21)</code>

In each case, a large number of parameter values in the two-dimensional parameter space shown in figure 1 were explored numerically. The (k, B) -parameter values considered correspond to NTP solutions, and do not include TP solutions or grey solitons. Approximately 5.2 million generalized eigenvalue problems were considered, the size of each determined by the cutoff mode N of the underlying Fourier series. A truncation to N positive Fourier modes reduces the exact bi-infinite system (11) to an $(4N + 2)$ -dimensional approximate problem. For several choices of k and B , a value of $N = N(k, B)$ was chosen to ensure that the resulting eigenvalues had converged to within a measured tolerance. A simple polynomial was used to fit these data. This information, and details related to other parameter ranges used in the experiments, are included in table 2. In the table, k is the elliptic modulus and B is the offset parameter (as in (3)), $(4N + 2)$ is the dimension used to approximate (8), ρ is the wavenumber of the perturbation in the y -dimension and μ is the Floquet exponent. Lastly, `linspace(a, b, m)` is a linearly spaced vector from a to b of length m , `logspace(a, b, m)` is a logarithmically spaced vector from 10^a to 10^b of length m and `ceil(x)` is the smallest integer greater than or equal to x .

5. Observations from the numerical investigation

First and foremost, it should be stated that *none* of the NTP solutions considered here were found to be spectrally stable under one-dimensional ($\rho = 0$) or two-dimensional ($\rho \neq 0$) perturbations. This establishes, at least numerically, that *all* one-dimensional travelling-wave solutions of NLS of the form (2) are spectrally unstable with respect to either one- or two-dimensional perturbations. At this point, it remains to investigate the nature of the instabilities and their corresponding growth rates, so as to better understand the dynamics of this important class of solutions of the NLS equation.

Using Hill's method we numerically considered the instabilities due to perturbations with wavenumber $\rho \in [0, 4]$. Note that $\rho = 0$ corresponds to one-dimensional perturbations. For each NLS equation (i.e. for each choice of $\alpha, \beta = \pm 1$), and solution (i.e. each parameter pair (k, B)), and for each perturbation of wavenumber ρ , an equally-spaced sequence of Floquet parameters μ was chosen from the interval $[-\frac{\pi}{K}, \frac{\pi}{K}]$. The generalized eigenvalues and eigenvectors were computed for the matrix that results from a truncation of (11). The generalized eigenvalues are approximations of spectral elements of (8), and an approximation of the corresponding eigenfunctions may be reconstructed from the eigenvectors.

Since a single eigenvalue with positive real part leads to instability of the system, the approximate eigenvalue with largest real part over all choices of μ was recorded for each (k, B, ρ) triplet. That is, we compute

$$\Omega_{\text{growth}}(k, B, \rho) = \max_{\mu \in [-\pi/K, \pi/K]} \text{Re}[\Omega(k, B, \rho, \mu)], \quad (12)$$

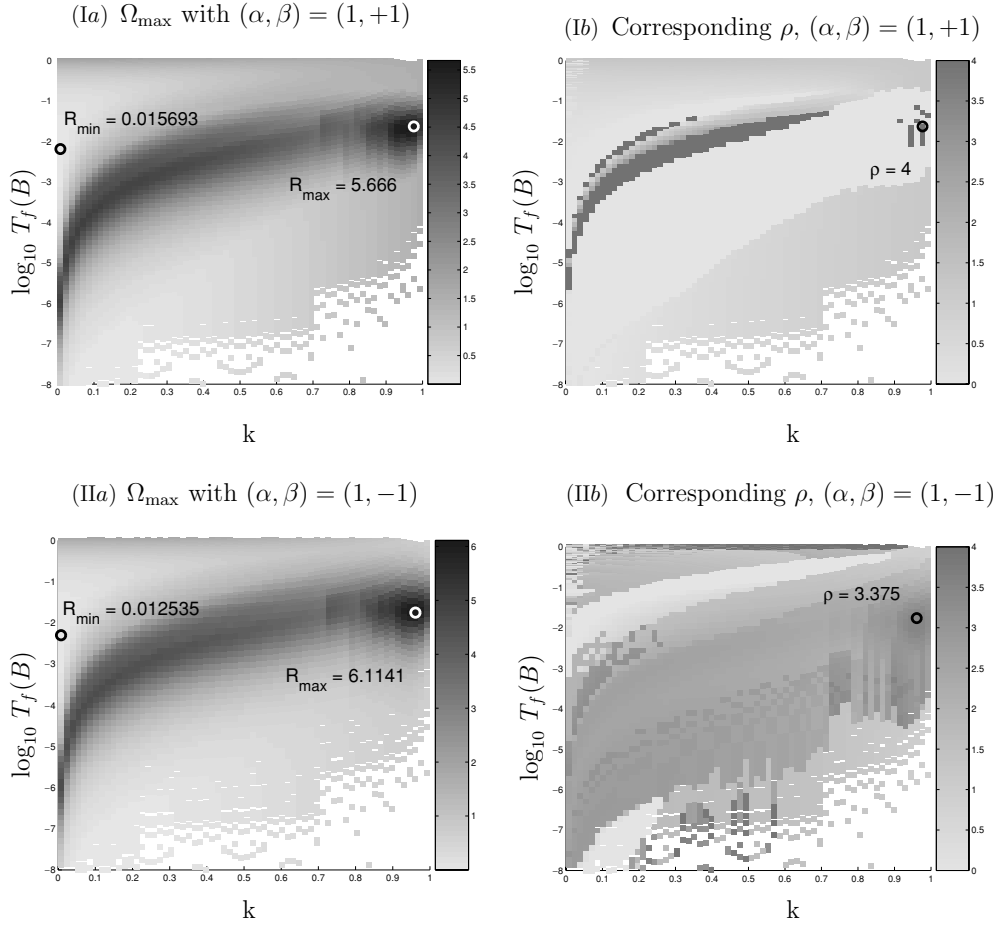


Figure 2. Focusing in the x dimension. The first column contains surface plots of $\Omega_{\max}(k, B)$ and the second column contains the surface plots of the maximizing wavenumber $\rho(k, B)$. $R_{\max} = \max_{k, B} \Omega_{\max}$ and $R_{\min} = \min_{k, B} \Omega_{\min}$. White space corresponds to (k, B) -parameter space that was *not* sampled.

which we call the (most unstable) growth rate. The value Ω_{growth} represents the largest exponential growth rate a given NTP solution with parameters (k, B) will experience when perturbed with the transverse wavenumber ρ . It also allows us to determine the perturbation to which the NTP solution is spectrally the most unstable. We reduce the dimension further by computing the largest such growth rate over all sampled perturbation wavenumbers ρ . This quantity,

$$\Omega_{\max}(k, B) = \max_{\rho \in [0, 4]} \Omega_{\text{growth}}(k, B, \rho), \quad (13)$$

the maximal growth rate over all ρ is plotted in the first columns of figures 2 and 3. The value Ω_{\max} represents the maximal exponential growth rate that a solution with parameters (k, B) can undergo in the range examined. We also recorded the minimum growth rate over all ρ ,

$$\Omega_{\min}(k, B) = \min_{\rho \in [0, 4]} \Omega_{\text{growth}}(k, B, \rho), \quad (14)$$

to verify that all solutions are unstable with respect to every sampled perturbation.

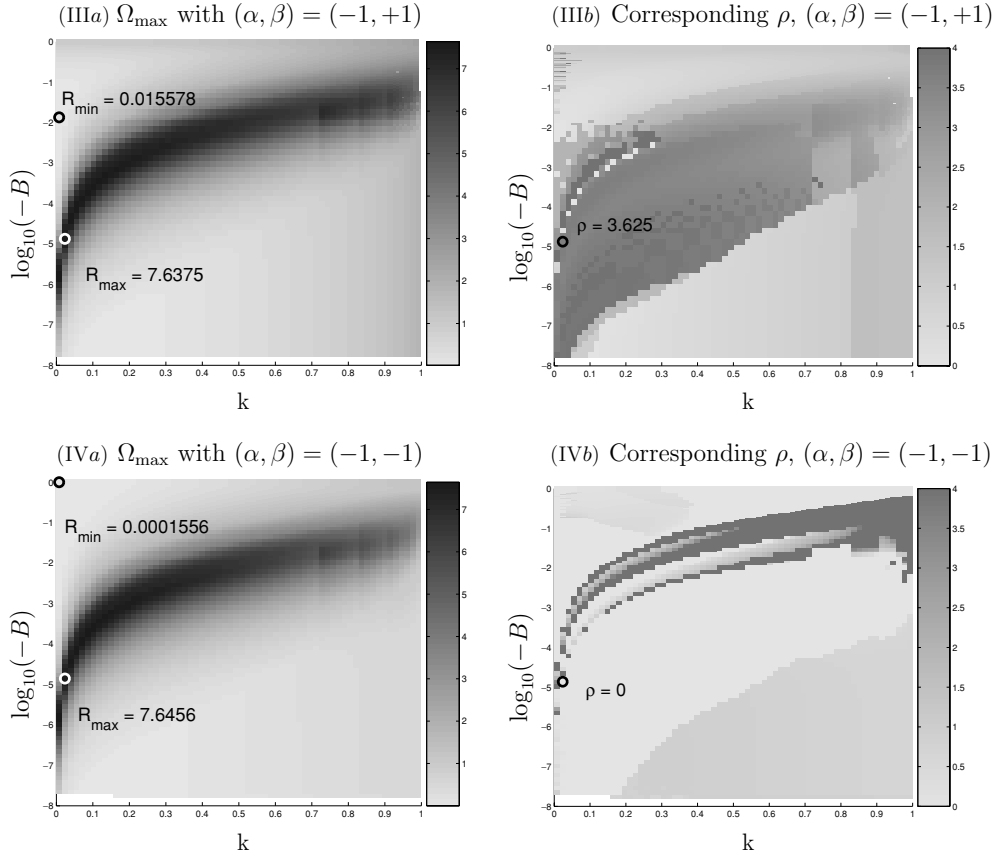


Figure 3. Defocusing in the x dimension. The first column contains surface plots of $\Omega_{\max}(k, B)$ and the second column contains surface plots of the maximizing wavenumber $\rho(k, B)$. $R_{\max} = \max_{k, B} \Omega_{\max}$ and $R_{\min} = \min_{k, B} \Omega_{\min}$.

Every point plotted in figures 2 and 3 corresponds to an NTP solution for which we considered the linear stability analysis, and the boundaries in the figures are the boundaries of the regions represented in figure 1, corresponding to limiting TP solutions. Figure 2 corresponds to the x -focusing ($\alpha = 1$) parameter range $(k, B) = (0, 1) \times (2k^2, 2)$ in the $\alpha = 1$ case of figure 1(a). The one-to-one transform $T_f(B) = (B - 2k^2)/(2 - 2k^2)$ is used to normalize the range of B . This maps the interval $[2k^2, 2]$ to $[0, 1]$. Figure 3 corresponds to the x -defocusing ($\alpha = -1$) parameter range of $(k, B) = (0, 1) \times (-1, 0)$ shown in figure 1(b). The transform $T_d(B) = -B$ is used in figure 3. A \log_{10} scale is used in the vertical dimension of figures 2 and 3. This causes the panels of figure 2 to become increasing sparse in their lower right corners. The right-hand side panels of figures 2 and 3 indicate the wavenumber ρ that leads to maximal growth shown in the left-hand side panels. Recall that our computations were limited to $\rho \in [0, 4]$.

5.1. Case I: Elliptic setting with $\alpha = \beta = 1$

Panels I(a) and I(b) of figure 2 summarize some properties of the computed instabilities in the case of focusing in both the x and y dimensions. The lower boundary of the plot corresponds to $B = 2k^2 + (10^{-8})$, and is therefore only slightly away (in the parameter space of B) from a

cn-type solution. The upper boundary is close to dn-type solutions, with $B = 1.99$. The left boundary of the plots, where $k = 0.01$, represents a region in parameter space near Stokes' wave solutions. The entire right-hand side boundary, where $k = 0.99$, is near the bright soliton limit case which occurs at $(k, B) = (1, 2)$.

A distinct ridge of large instability is noticeable in the plot of Ω_{\max} in panel I(a) of figure 2. The ridge appears to begin near the zero solution at $(k, B) = (0, 0)$, and remains close to the cn limit boundary (within approximately .02 units, remembering the \log_{10} scaling) as k increases. Moving away from the cn boundary results in the rapid increase of Ω_{\max} . Movement away from the dn boundary results in a slower increase in the value of Ω_{\max} , as does moving away from the Stokes' wave boundary for B greater than approximately 0.001. The maximum value of Ω_{\max} over the sampled (k, B) space, given by $R_{\max} = 5.666$, is reached at $(k, B) = (0.99, 1.98)$. This growth rate should be compared to the maximal growth rate of the corresponding TP case [17] which is $R_{\max} = 1$. The minimum ($R_{\min} = 0.015693$) occurs for $(k, B) = (0.01, 0.01)$ for $\rho = 4$. Note that this is on the boundary of the computational domain and that at $(k, B) = (0, 0)$, corresponding to the spectrally stable $\psi \equiv 0$ solution, $R_{\min} = 0$.

In panel I(b), the wavelength corresponding to the maximal growth of Ia is given. In this case, the maximum instability occurs for the shortest wavelength samples, $\rho = 4$. This indicates that there is a strong short-wavelength instability.

5.2. Case II: hyperbolic setting with $\alpha = -\beta = 1$

Panels IIa and IIb of figure 2 summarize some properties of the computed instabilities in the case of focusing in the x dimension and defocusing in the y dimension. The lower boundary of the plot corresponds to $B = 2k^2 + (10^{-8})$, and is therefore only slightly away (in the parameter space of B) from a cn-type solution. The upper boundary is close to dn-type solutions, with $B = 1.99$. The left boundary of the plots, where $k = 0.01$, represents a region in parameter space near to Stokes' wave solutions. The entire right-hand side boundary, where $k = 0.99$, is near to the bright soliton limit case which occurs at $(k, B) = (1, 2)$.

As in Case I, a ridge of large growth rate is noticeable in the growth plot shown in panel IIa. The ridge appears to begin near the zero solution at $(k, B) = (0, 0)$, and remains close to the cn-type limit boundary (within approximately .02 units, remembering the \log_{10} scaling) as k increases. This ridge has a local minimum near $k = 0.7$ and increases to a global (over all admissible (k, B) -parameter space) maximum at $k = 0.96$. As in the setting above, moving away from the cn-type boundary results in a rapid increase of Ω_{\max} . Moving away from the dn boundary results in a slower increase in the value of Ω_{\max} . For $B > 0.001$, moving away from the boundary result in a similar slow increase in Ω_{\max} . For $k > 0.96$, it appears that the limiting value of Ω_{\max} is consistent with the bright soliton results of [18, 19]. The maximum ($R_{\max} = 6.1141$) and minimum ($R_{\min} = 0.012535$) growth rates span a slightly larger range than the similar values in figure Ia. These occur at $(k, B) = (0.01, 0.01)$ and $(k, B) = (0.96, 1.98)$, respectively. The maximal growth rate should be compared to the maximal growth rate of the corresponding TP case [17] which is $R_{\max} = 1$.

In panel II(b), the wavelength corresponding to the maximal growth R_{\max} of II(a) is given. In this case, the maximum instability of R_{\max} occurs for $\rho = 3.375$. The surface shown in II(b) appears to be more smooth than the surface of I(b).

5.3. Case III: hyperbolic setting with $-\alpha = \beta = 1$

Panels IIIa and IIIb of figure 3 summarize some properties of the computed instabilities in the case of defocusing in the x dimension and focusing in the y dimension. The lower limit of

the plot corresponds to $B = -10^{-8}$, and so is just slightly away from the sn-type solution. The left boundary of the plots, where $k = 0.01$, represents a region in parameter space near Stokes' wave solutions, while $k = 0.99$ on the right boundary is near the grey soliton limit.

A distinct ridge of large instability is noticeable in the growth plot displayed in panel III(a). The ridge appears to begin near the zero solution limit at $(k, B) = (0, 0)$, and remains close to the sn limit boundary (within approximately .02 units, remembering the \log_{10} scaling) as k increases. It quickly reaches the global maximum (over all admissible (k, B) -parameter space) of $R_{\max} = 7.6375$ at $k = 0.02$ and $B = -0.0001$. The ridge then decreases in amplitude as k increases towards 1. Moving away from the sn-type boundary results in a rapid increase of Ω_{\max} . Moving away from the dn-type boundary results in a slower increase in the value of Ω_{\max} . Similarly, the increase is slower when moving away from Stokes' wave limit for $B < -0.001$. The maximum exponential growth rate, $R_{\max} = 7.6375$, occurs for $(k, B) = (0.02, -0.0001)$. This growth rate should be compared to the maximal growth rate of the corresponding TP case [27] which is $R_{\max} = 1$. The minimum exponential growth, $R_{\min} = 0.015578$, is found at $(k, B) = (0.01, -0.9)$. Both the maximum and minimum are located near Stokes' wave boundary. By restricting $\rho = 0$ and allowing B to approach zero, $\Omega_{\max} \rightarrow 0$, and the one-dimensional stability result of the sn-type TP solution of [17] is recovered.

The plot III(b) indicates short-wave perturbations lead to large values of Ω_{\max} . The largest growth occurs for a perturbation with wavenumber of $\rho = 3.625$.

5.4. Case IV: Elliptic setting with $-\alpha = -\beta = 1$

Panels IV(a) and IV(b) of figure 3 summarize some properties of the computed instabilities in the case of defocusing in both the x and y dimensions. The lower limit of the plot corresponds to $B = -10^{-8}$, and so is just slightly away from the sn-type solution. The left boundary of the plots, where $k = 0.01$, represents a region in parameter space near Stokes' wave solutions, while $k = 0.99$ on the right boundary is near the grey soliton limit.

A distinct ridge of large instability is noticeable in the growth plot shown in panel IV(a). The ridge appears to begin near the trivial limit $k = 0$ and $B = 0$, and remains close to the sn limit boundary (within approximately .02 units, remembering the \log_{10} scaling) as k increases, to reach a global maximum at $k = 0.02$ and $B = -0.0001$. The ridge then appears to decrease in amplitude as k increases towards 1. As in case III, moving away from the sn-type boundary results in a rapid increase of Ω_{\max} . Moving away from the dn-type boundary results in a slower increase in the value of Ω_{\max} . The same is true when moving away from Stokes' boundary, when B is less than approximately -0.001 . The maximum exponential growth rate, $R_{\max} = 7.6456$, and the minimum, $R_{\min} = 0.0001556$, span a slightly larger range of values than do the values of Ω_{\max} in panel III(a). The maximum and minimum values are obtained at $(k, B) = (0.01, -0.00009)$ and $(k, B) = (0.01, -1)$, respectively. Both are located near Stokes' wave boundary. The maximal growth rate should be compared to the maximal growth rate of the corresponding TP case [27] which is $R_{\max} \approx 0.26$. As in case III, restricting $\rho = 0$ and allowing B to approach zero results in $\Omega_{\max} \rightarrow 0$, and the one-dimensional stability result of [17] for the sn-type TP solution is recovered.

In panel IVb, wavenumbers corresponding to Ω_{\max} of IVa are given. It appears that a majority of the large values of Ω_{\max} are attributable to small- ρ (long-wave) perturbations. In fact, the largest growth occurs for $\rho = 0$, the one-dimensional perturbation. This should be contrasted with the three previous cases, where short-wavelength two-dimensional perturbations with wavenumber $\rho > 3$ were associated with the largest Ω_{\max} values.

6. Summary

In this paper, we considered the spectral instability of one-dimensional travelling-wave nontrivial-phase (NTP) solutions of the cubic nonlinear Schrödinger equation. Such solutions are expressed in terms of Jacobi elliptic functions. An exact spectral form of the linearized operator is truncated and used to construct an associated generalized eigenvalue problem. The positive real parts of the resulting eigenvalues were used to determine that there are *no* stable NTP solutions of the NLS equation.

Numerical results indicate a well-defined ridge of large growth rate located in the (k, B) -parameter region associated with nontrivial-phase solutions. This implies that the most unstable NTP solutions are more unstable than any TP solution, in the sense that they exhibit larger exponential growth rates. Further, for all cases the exponential growth rate Ω_{\max} increases when moving away from the limiting TP solutions. This divergence is gradual in some cases, but very sharp in other cases, as discussed above.

In summary, numerical evidence suggests that all bounded, nontrivial-phase one-dimensional travelling-wave solutions of the cubic NLS equation are unstable with respect to both one-dimensional and two-dimensional perturbations.

Acknowledgments

We gratefully acknowledge support from the National Science Foundation: NSF-DMS-FRG:0139847 (RJT), NSF-DMS-FRG:0139771 (JDC) and NSF-DMS-FRG:0351466 (BD).

References

- [1] Manakov S V 1974 On the theory of two-dimensional stationary self-focusing of electromagnetic waves *Sov. Phys.—JETP* **38** 248
- [2] Pecseli H L 1985 Solitons and weakly nonlinear waves in plasmas *IEEE Trans. Plasma Sci.* **13** 53
- [3] Gross E P 1963 Hydrodynamics of a superfluid condensate *J. Math Phys.* **4** 195
- [4] Pitaevskii L P 1961 Vortex lines in an imperfect Bose gas *Sov. Phys.—JETP* **13** 451
- [5] Benney D J and Roskes G J 1969 Wave instabilities *Stud. Appl. Math.* **377**
- [6] Myra J R and Liu C S 1980 Self-modulation of ion Bernstein waves *Phys. Fluids* **225**
- [7] Gorza S-P, Roig N, Emplit Ph and Haelterman M 2004 Snake instability of a spatiotemporal bright soliton strip *Phys. Rev. Lett.* **92**
- [8] Sulem P L and Sulem C 1999 *Nonlinear Schrödinger Equations: Self-focusing and Wave Collapse* (New York: Springer)
- [9] Carr L D, Clark C W and Reinhardt W P 2000 Stationary solutions of the one-dimensional nonlinear Schrödinger equation: I. Case of repulsive nonlinearity *Phys. Rev. A* **62** 63610
- [10] Carr L D, Clark C W and Reinhardt W P 2000 Stationary solutions of the one-dimensional nonlinear Schrödinger equation: II. Case of attractive nonlinearity *Phys. Rev. A* **62** 63611
- [11] Byrd P F and Friedman M D 1954 *Handbook of Elliptic Integrals for Engineers and Physicists* (Berlin: Springer)
- [12] Zakharov V E and Rubenchik A M 1974 Instability of waveguides and soliton in nonlinear media *Sov. Phys.—JETP* **38** 494–500
- [13] Martin D U, Yuen H C and Saffman P G 1980 Stability of plane wave solutions of the two-space-dimensional nonlinear Schrödinger equation *Wave Motion* **2** 215–29
- [14] Kuznetsov E A, Rubenchik A M and Zakharov V E 1986 Soliton stability in plasmas and hydrodynamics *Phys. Rep.* **142** 103–65
- [15] Fil'chenkov S E, Fraiman G M and Yunakovskii A D 1987 Instability of periodic solutions of the nonlinear Schrödinger equation *Sov. J. Plasma Phys.* **18** 961–6
- [16] Rypdal K and Rasmussen J J 1989 Stability of solitary structures in the nonlinear Schrödinger equation *Phys. Scr.* **40** 192
- [17] Carter J D and Deconinck B 2005 Stability of trivial-phase solutions of the two-dimensional cubic nonlinear Schrödinger equation Submitted for publication

-
- [18] Kivshar Y S and Pelinovsky D E 2000 Self-focusing and transverse instabilities of solitary waves *Phys. Rep.* **331** 118–95
 - [19] Deconinck B, Pelinovsky D E and Carter J D 2005 Transverse instabilities of deep-water solitary waves Submitted for publication
 - [20] Infeld E and Ziemkiewicz J 1981 Stability of complex solutions of the nonlinear Schrödinger equation *Acta Phys. Pol. A* **59** 255–75
 - [21] Aleshkevich V A, Egorov A A, Kartashov Y V, Vysloukh V A and Zelenina A S 2003 Stability of spatiotemporal cnoidal waves in cubic nonlinear media *Phys. Rev. E* **67** 066605
 - [22] Kartashov Y V, Aleshkevich V A, Vysloukh V A, Egorov A A and Zelenina A S 2003 Transverse modulational instability of (2+1)-dimensional cnoidal waves in media with cubic nonlinearity *J. Opt. Soc. Am. B* **20** 1273–84
 - [23] Carter J D and Segur H 2003 Instability in the two-dimensional cubic nonlinear Schrödinger equation *Phys. Rev. E* **68** 045601
 - [24] Deconinck B and Kutz J N 2005 Computing spectra of linear operators using Hill’s method Submitted for publication
 - [25] Jacobi C G 1829 *Fundamenta nova theoriae functionum ellipticarum* (Königsberg)
 - [26] Golub G H and Van Loan C F 1996 *Matrix Computations* (Baltimore, MD: Johns Hopkins University Press)
 - [27] Davey A and Stewartson K 1974 On three-dimensional packets of surface waves *Proc. R. Soc. Lond. Ser. A* **338** 101–10

Reference linking to the original articles

References with a volume and page number in blue have a clickable link to the original article created from data deposited by its publisher at CrossRef. Any anomalously unlinked references should be checked for accuracy. Pale purple is used for links to e-prints at arXiv.